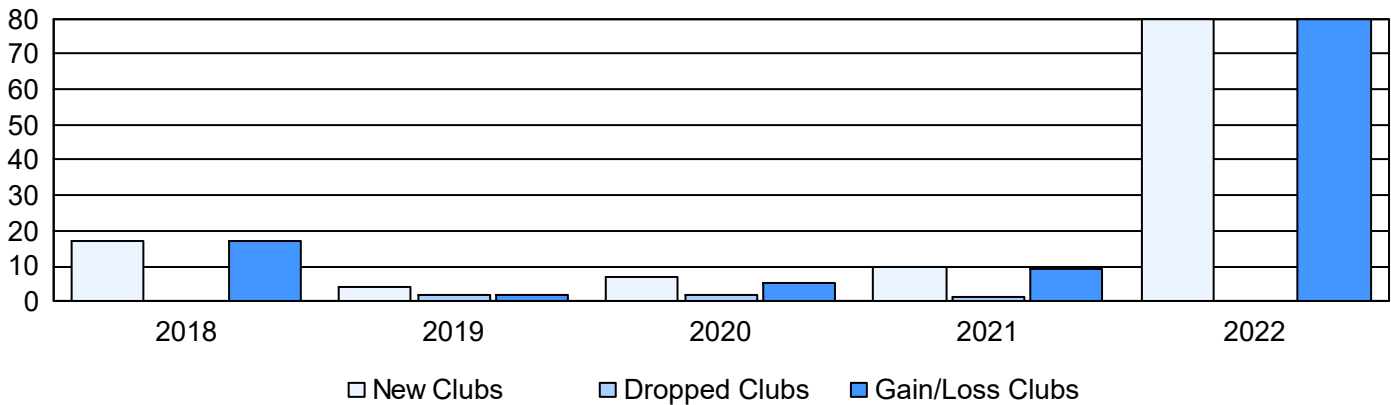
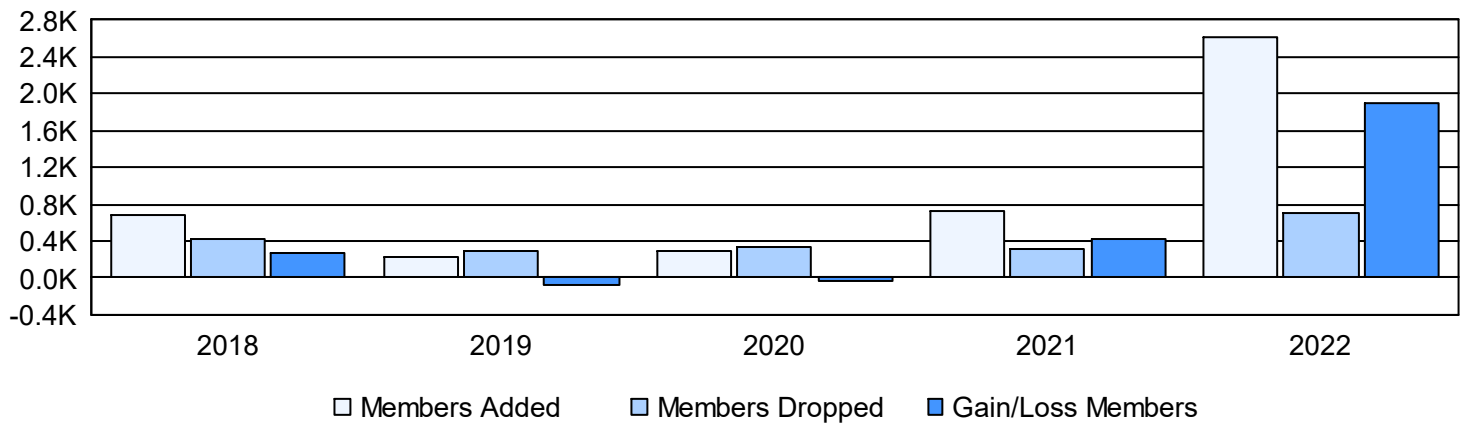


Year	New Clubs	Dropped Clubs	Gain/ Loss Clubs	New Members	Charter Members	Reinstate Members	Transfer Members	Total Member Added	Total Members Dropped	Gain/ Loss Members
2017-2018	17	0	17	259	421	4	5	689	423	266
2018-2019	4	2	2	115	95	5	1	216	293	-77
2019-2020	7	2	5	111	182	2	1	296	338	-42
2020-2021	10	1	9	454	254	13	4	725	310	415
2021-2022	80	0	80	544	2,033	24	11	2,612	704	1,908
Average	24	1	23	297	597	10	4	908	414	494

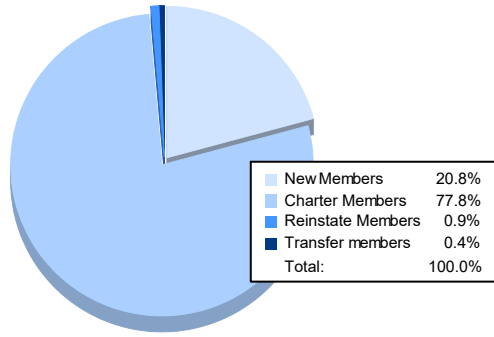
Clubs



Members



Membership Composition June 2022 Cumulative



Gender Composition June 2022 Cumulative

